

# 2023 Demographic Profile

## Central Workforce Development Area

Centre, Clinton, Columbia, Lycoming, Mifflin,  
Montour, Northumberland, Snyder, Union Counties



Advance  
Central PA  
Linking People & Business

**609,329**  
Population

**40.8**  
Median Age

**\$58,655**  
Median Household  
Income

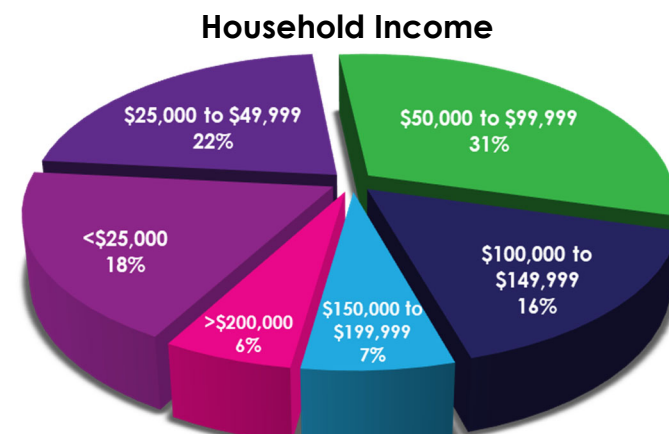
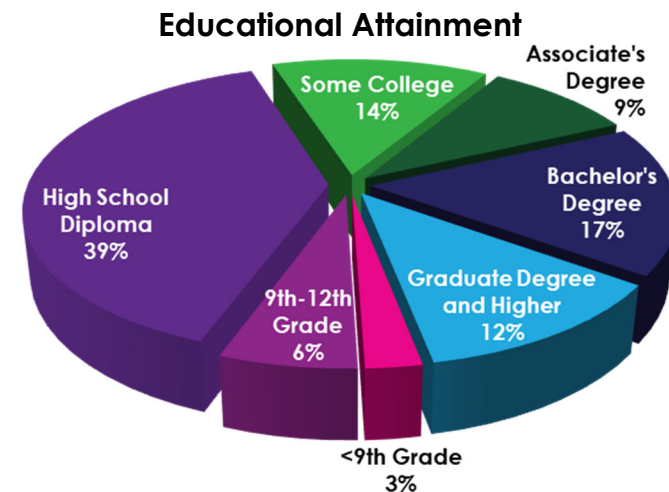
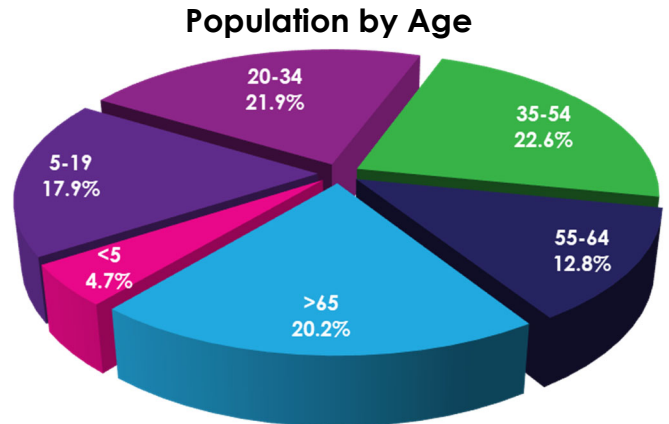
**\$30,516**  
Per Capita Income

Labor Force Breakdown	
16< Civilian Non-Institutionalized Population	491,308
Not in Labor Force	194,749
Labor Force	296,559
Civilian Employed	288,328
Civilian Unemployed	8,231
16>, Military, & Institutionalized Population	118,021

Sept. 2023 Data

Population by Race and Ethnicity	
White	92.0%
Black or African American	3.5%
American Indian and Alaska Native	0.3%
Asian	2.4%
Native Hawaiian / Other Pacific Islander	0.1%
Two or More Races	1.8%
Not Hispanic	96.5%
Hispanic	3.5%

Commuting Patterns			
In-Commuting		Out-Commuting	
Luzerne County	8,051	Dauphin County	7,248
Clearfield County	5,201	Luzerne County	6,649
Blair County	4,658	Cumberland County	4,421
Schuylkill County	3,280	Schuylkill County	4,242
Dauphin County	3,219	Montgomery County	3,007
Other Counties	51,541	Other Counties	46,727
<b>Total</b>	<b>75,949</b>	<b>Total</b>	<b>72,293</b>



Source: Lightcast, 2024.1; U.S. Census Bureau, 2018-2022 American Community Survey 5-Year Estimates • Updated: February 2024

Equal opportunity employer/program. Auxiliary aids and services available upon request to individuals with disabilities.  
Program funded with federal dollars. For more information, visit: <https://AdvanceCentralPA.org/about-us/public-notice>