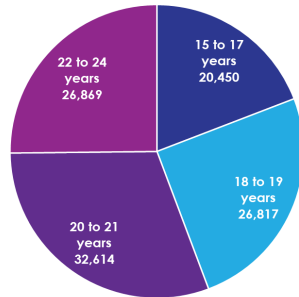


Central PA Youth Profile

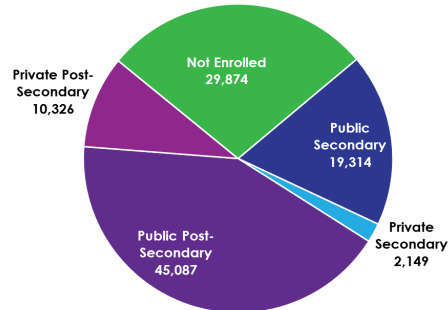
Youth Population: 106,800 (17.2% of total population)

Based on individuals ages 15 to 24 years

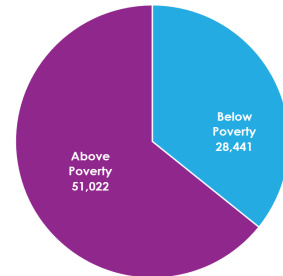
Age Groups



School Enrollment



Poverty Status



Based on population for whom poverty status is determined

Labor Market Information

- Total: 100,100
- Civilian Labor Force: 48,800
- Employed: 44,500
- Unemployed: 4,400
- Unemployment Rate: 8.9%
- Not in Labor Force: 51,200

Based on individuals ages 16 to 24
For comparison, the unemployment rate for individuals ages 25 years and over is 3.2%

Educational Attainment Levels

- Total: 86,300
- Less than 9th grade: 2,300 (2.6%)
- 9th to 12th grade, no diploma: 5,500 (6.3%)
- High school graduate (includes equivalency): 28,800 (33.3%)
- Some college, no degree: 40,500 (46.9%)
- Associate's degree: 2,500 (2.9%)
- Bachelor's degree: 6,400 (7.4%)
- Graduate or professional degree: 500 (0.5%)

Based on individuals ages 18 to 24

Occupational Groupings

- Food Preparation and Serving Related: 24.5%
- Sales and Related: 14.0%
- Office and Administrative Support: 10.5%
- Transportation and Material Moving: 8.2%
- Production: 5.6%
- Healthcare Support: 5.2%
- Educational Instruction and Library: 5.0%
- Personal Care and Service: 4.4%

Based on workers ages 14 to 24 years

Industry Sectors

- Accommodation and Food Services: 20.6%
- Retail Trade: 19.1%
- Government (includes public education): 15.5%
- Health Care and Social Assistance: 12.3%
- Manufacturing: 7.8%
- Other Services (except Public Administration): 4.0%
- Construction: 3.5%
- Administrative and Support and Waste Management and Remediation Services: 2.6%

Based on workers ages 14 to 24 years